



NEIGHBORHOOD PRESERVATION COALITION OF NEW YORK STATE

HOUSING AND POVERTY SNAPSHOT: BRONX COUNTY

The Neighborhood Preservation Coalition of New York State, Inc. is a statewide membership organization of community-based, not-for-profit housing companies committed to revitalizing New York State's urban and suburban areas.

NPCs work to provide a range of services that strengthen our communities, including the preservation and development of affordable housing, home buyer education, landlord/tenant mediation, Main Street development, employment assistance programs, and beyond.

NPCs serve low-and-moderate income residents and contribute to economic development efforts in New York State, raising approximately \$45 for every dollar appropriated. **Stand with us and together we can make New York State a better place to live and work for everyone.**

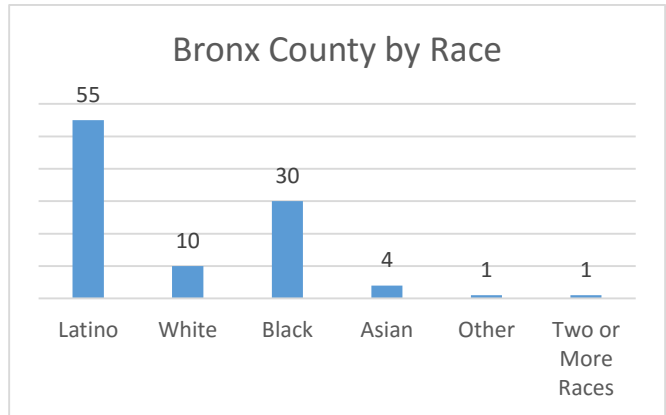
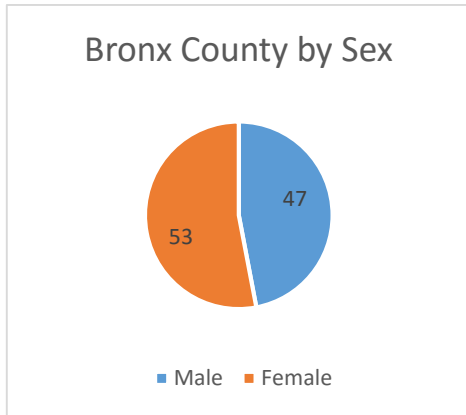
Bronx County includes thirteen Neighborhood Preservation Companies:

163rd St. Improvement Council, Inc.
Belmont Arthur Avenue LDC
Bronx Shepherds Restoration Corp.
Fordham Bedford Housing Corp.
MBD Community Housing Corporation
Morrisania Revitalization Corp.
Mount Hope Housing Company, Inc.
Neighborhood Association for Intercultural Affairs
Neighborhood Initiatives Development Corporation
NHS of North Bronx
Northwest Bronx Community & Clergy Coalition
South East Bronx Community Development Corporation, Inc.
West Bronx Housing and Neighborhood Resource Center, Inc.

U.S. Census Bureau. (2014). American Community Survey, Public Use Microdata Sample. Retrieved March 4, 2016, from <http://dataferrett.census.gov>

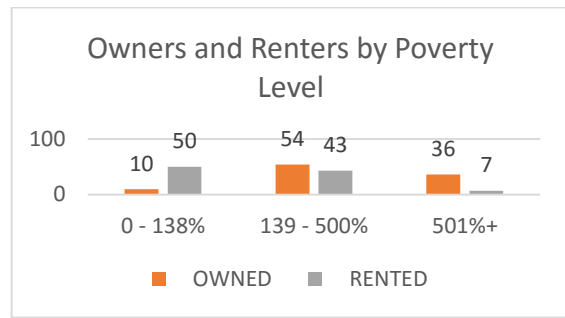
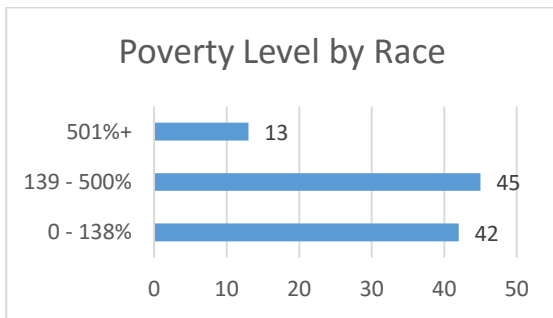
Bronx NY

Population and Demographics, Race and Sex



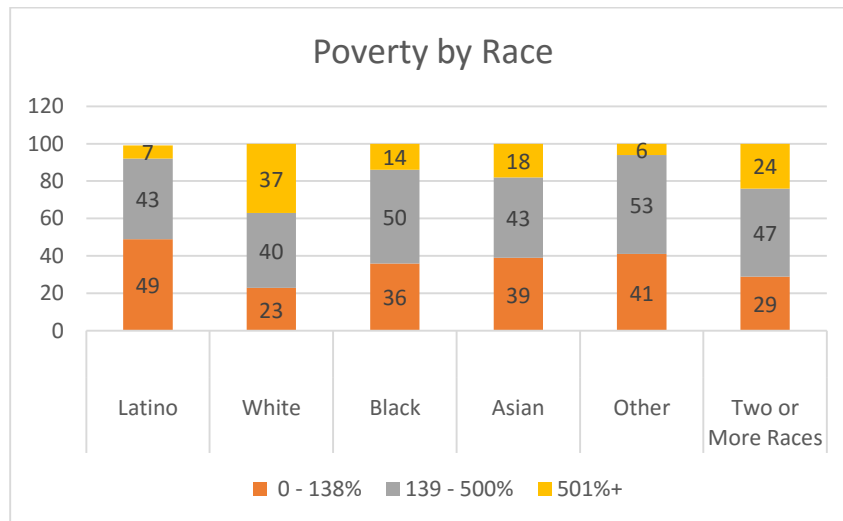
Bronx County Poverty

- 42% of residents live between 0-138% of the federal poverty level
- 50% of renters and 10% of owners live between 0-138% of the federal poverty level
- A greater percentage of women, 46%, live at or below 0-138% of the federal poverty level than do men, 38% 56% of children; 38% of adults and 37% of seniors live within 0-138% of the federal poverty level.



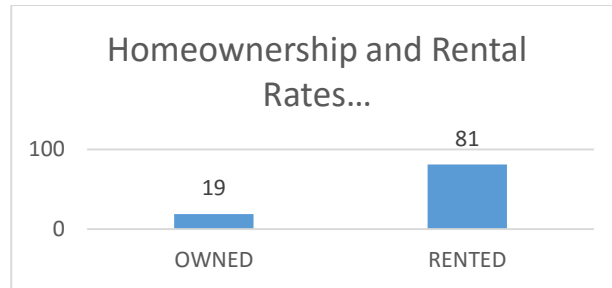
Poverty by Race

- People of color are nearly twice as likely to live at or below 0-138% of the federal poverty level than are Whites.



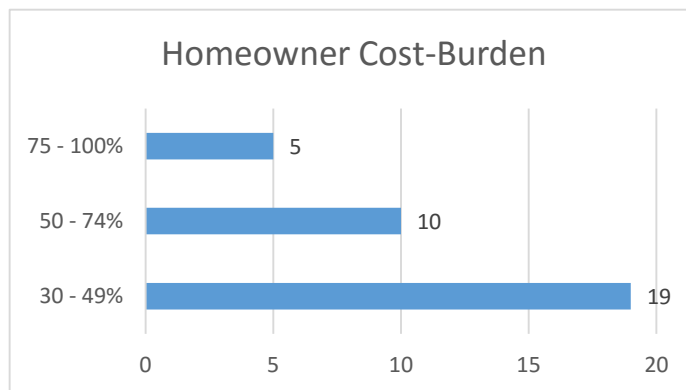
Bronx County Rates of Homeownership and Home Rental

- Bronx County is comprised of 19% owners and 81% renters.



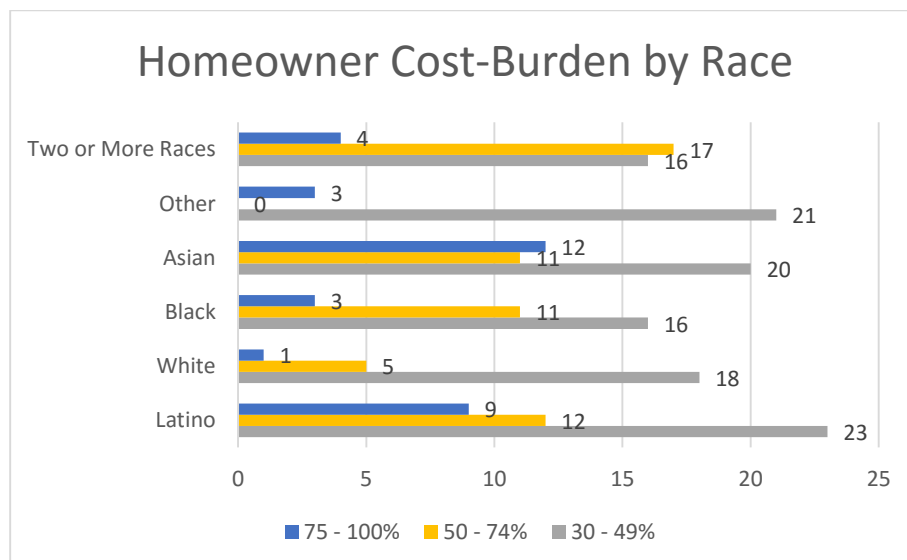
Homeowner Cost Burden

- In Bronx County, 34% of homeowners spend 30% or more of their income on housing. 15% are considered to be severely cost-burdened, spending 50% or more of their income on housing.
- Whites are more likely to own a home – 49% - than any other racial group. Latinos are more likely to rent rather than own.



Homeowner Cost-Burden by Race

- In Bronx County, Asians, Latinos, and people of Two or More Races are the most severely cost-burdened, with 23% of Asians and 21% of Latinos and people from two or More Races spending 50% or more of their income on housing costs.

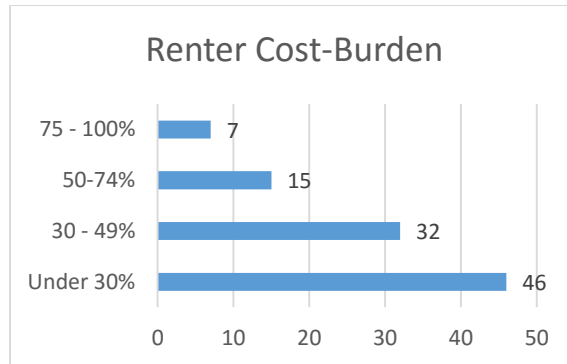


Homeowner Cost Burden by Race and Gender

- Women homeowners in Bronx County are slightly more cost-burdened than men, with 35% of all women being cost-burdened compared with 33% of all men. 15% of all men and women are considered severely cost-burdened, spending greater than 50% of their income on housing costs.
- For men, Latinos and Asians are most cost-burdened with 45%, spending 30% or more of their income on housing costs. For women, Latinas and women from Two or More Races are the most cost-burdened with 43% and 50% respectively, spending 30% or more of their income on housing costs.

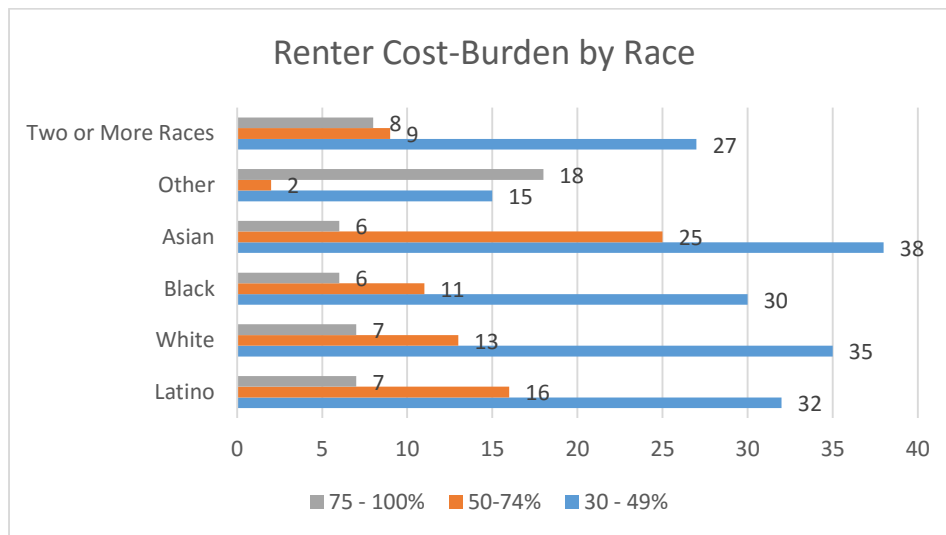
Bronx County Renter Cost Burden

- 54% of renters pay 30% or more on housing, with 22% spending 50% or more of their income on housing. *Renters paying 30% or more of their income on housing are considered cost-burdened.*



Renter Cost-Burden by Race

- In Bronx County, Asians, Latinos, and Whites are the most severely cost-burdened renters, with 69% of Asians and 55% of Latinos and whites spending 50% or more on housing.



Bronx County Renter Cost-Burden by Race and Gender

- Women renters are more cost-burdened than men, with 55% of women being cost-burdened compared with 52% of men. Of that, 23% of women are considered severely cost-burdened compared with 20% of men.
- For women, the least cost-burdened group was Other at 35%; the most cost-burdened was Asians at 68%. For men, the least cost-burdened group was Other at 34%; the most cost-burdened group was Asians at 71%.