



NEIGHBORHOOD PRESERVATION COALITION OF NEW YORK STATE

HOUSING AND POVERTY SNAPSHOT: NEW YORK COUNTY

The Neighborhood Preservation Coalition of New York State, Inc. is a statewide membership organization of community-based, not-for-profit housing companies committed to revitalizing New York State's urban and suburban areas.

NPCs work to provide a range of services that strengthen our communities, including the preservation and development of affordable housing, home buyer education, landlord/tenant mediation, Main Street development, employment assistance programs, and beyond.

NPCs serve low-and-moderate income residents and contribute to economic development efforts in New York State, raising approximately \$45 for every dollar appropriated. **Stand with us and together we can make New York State a better place to live and work for everyone.**

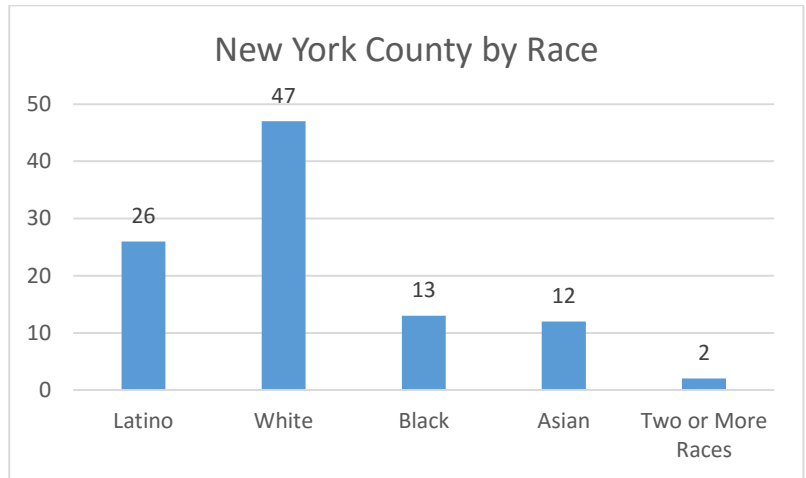
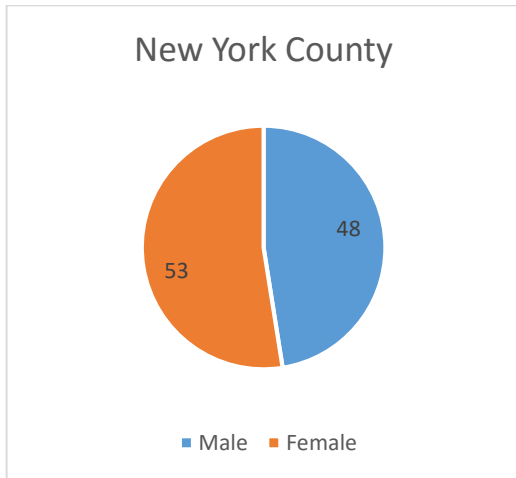
New York County includes twenty-three Neighborhood Preservation Companies:

116th Street Block Association; Clinton Housing Development Company; Community League of the Heights, Inc.; Cooper Square Committee; Downtown Manhattan CDC; East Harlem Council for Community Improvement, Hellgate Management Corp.; Ecumenical Community Development Organization; El Barrio's Operation Fight-Back; Good Old Lower East Side, Inc.; Hope Community, Inc.; Housing Conservation Coordinators, Inc.; Lower East Side Coalition Housing Development, Inc.; Manhattan Valley Development Corp.; MFY Legal Services, Inc.; NERVE, Inc.; Northern Manhattan Improvement Corp.; Sinergia, Inc.; Strycker's Bay Neighborhood Council; United Jewish Council of the East Side, Inc.; Washington Heights Inwood Preservation & Restoration Corp.; West Harlem Group Assistance, Inc.; West Side Federation For Senior and Supportive Housing, Inc.; Wilson Major Morris Community Center, Inc.

U.S. Census Bureau. (2014). American Community Survey, Public Use Microdata Sample. Retrieved March 4, 2016, from <http://dataferrett.census.gov>

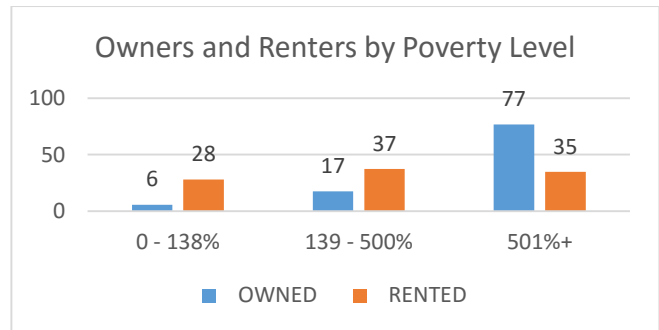
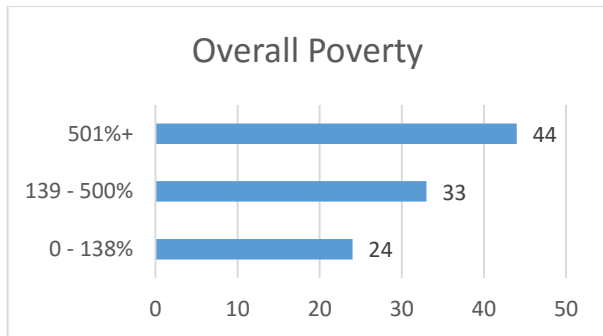
NEW YORK COUNTY

Population and Demographics, Race and Sex



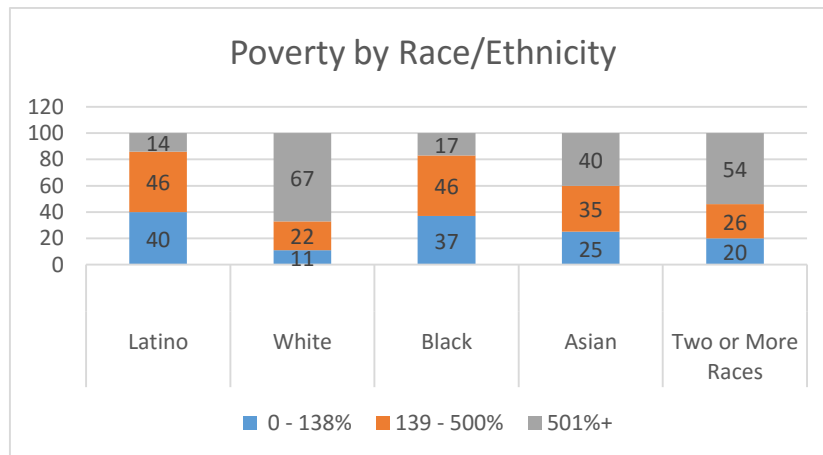
New York County Poverty

- 24% of residents live between 0-138% of the federal poverty level
- 28% of renters and 6% of owners live between 0-138% of the federal poverty level
- A greater percentage of men, 46% live within 0-138% of the federal poverty level than do women, 42% 32% of children; 22% of adults and 25% of seniors live within 0-138% of the federal poverty level



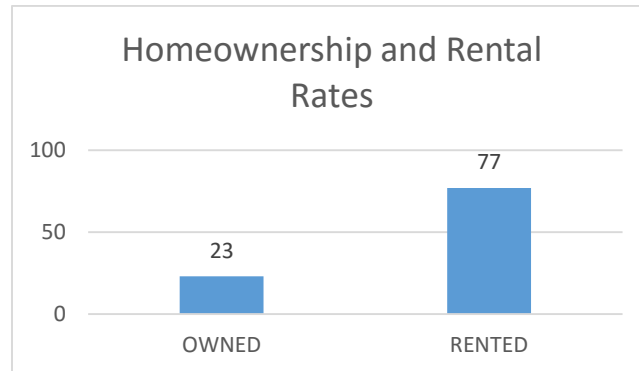
Poverty by Race

- People of color are nearly three times as likely, 31%, to live at 0-138% of the federal poverty level than are Whites, 11%



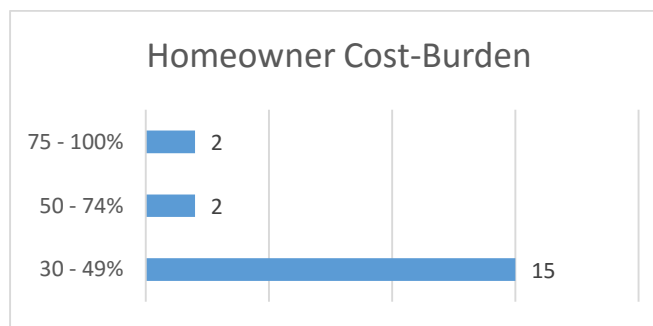
New York County Rates of Homeownership and Home Rental

- New York County is comprised of 37% owners and 63% renters.
- Whites are more likely to own a home – 35% of all homeowners are White, than people of color, whose collective homeownership rate is 16%.



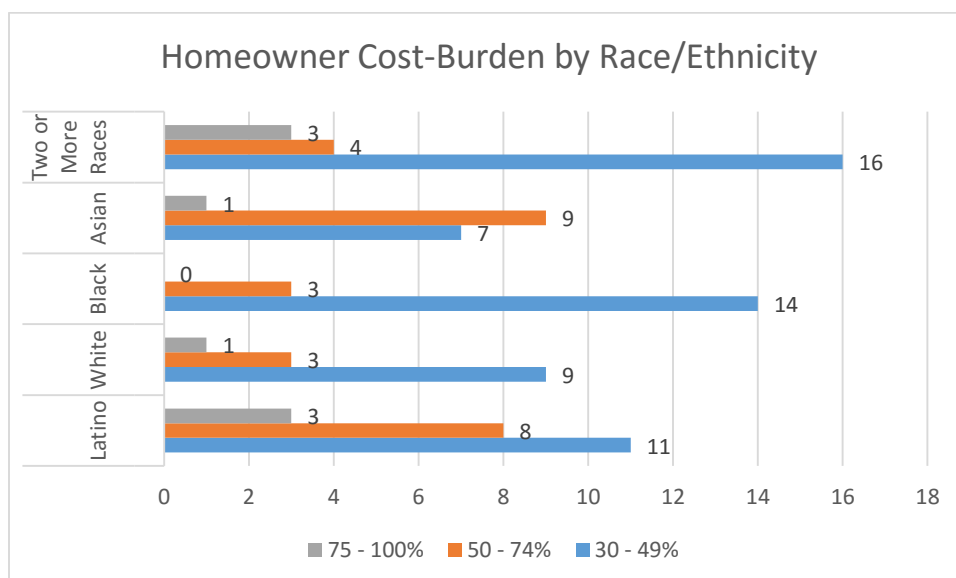
Homeowner Cost Burden

- In New York County, 14% of homeowners spend 30% or more of their income on housing. 5% are considered to be severely cost-burdened, spending 50% or more of their income on housing costs.



Homeowner Cost-Burden by Race

- In New York County, Latinos and people from Two or More Races the most cost-burdened, with 22% of Latinos and 23% of people from Two or More Races spending greater than 30% of their income on housing costs. The most severely cost-burdened group is Latinos with 11% spending 50% or more of their income on housing costs.

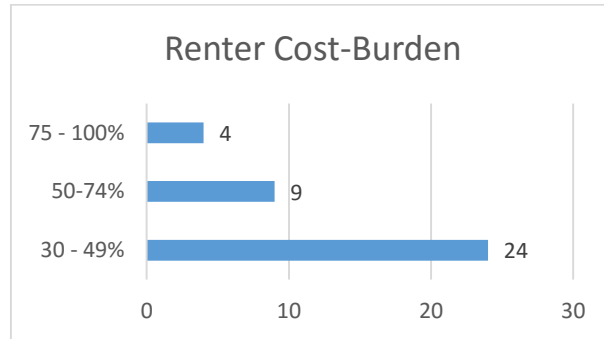


Homeowner Cost Burden by Race and Gender

- Women homeowners in New York County are slightly more cost-burdened than are men, with 15% of all women being cost-burdened compared with 14% of all men. 5% of women and men are considered severely cost-burdened, spending greater than 50% of their income on housing costs.
- For men, Latinos are most cost-burdened with 19%, spending 30% or more of their income on housing costs. Women from Two or More Races and Latinas are the most cost-burdened with 13% spending 30% or more of their income on housing costs.

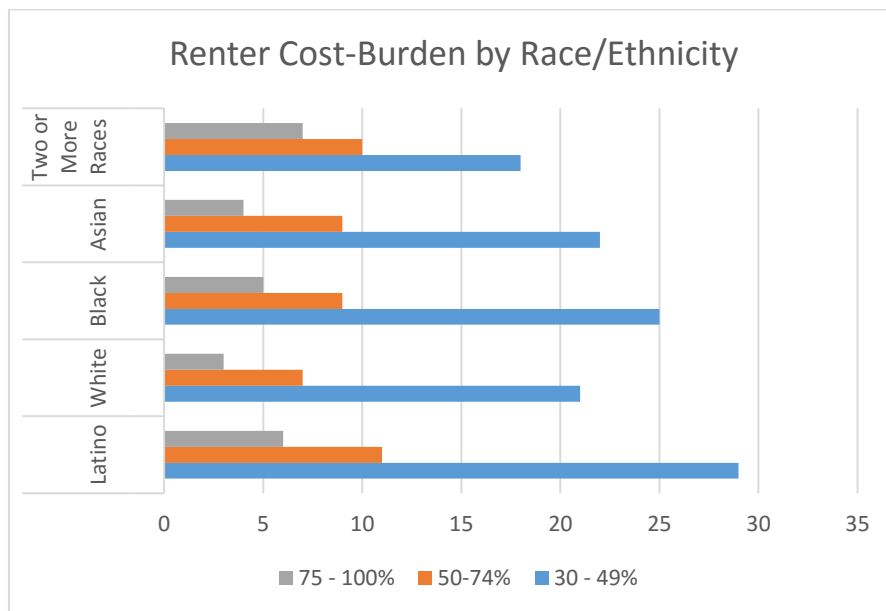
New York County Renter Cost Burden

- 37% of renters spend 30% or more of their income on housing, with 13% spending 50% or more on housing.
**Renters paying 30% or more of their income on housing are considered cost-burdened.*



Renter Cost-Burden by Race

- Asians, Blacks, Latinos, and people from Two or More Races are the most cost-burdened renters, with 53% of Asians, 55% of Blacks, 58% of Latinos, and 83% of people from Two or More Races spending 30% or more of their income on housing.



New York County Renter Cost-Burden by Race and Gender

- Women renters are more cost-burdened than men, 39% compared with 35%. Of that, 14% of women are considered severely cost-burdened compared with 12% of men.
- Latinas and women from Two or More Races are the most severely cost-burdened, with 18% of Latinas and 21% of women from Two or More Races spending 50% or more of their income on housing costs.