



NEIGHBORHOOD PRESERVATION COALITION OF NEW YORK STATE

HOUSING AND POVERTY SNAPSHOT: QUEENS COUNTY

The Neighborhood Preservation Coalition of New York State, Inc. is a statewide membership organization of community-based, not-for-profit housing companies committed to revitalizing New York State's urban and suburban areas.

NPCs work to provide a range of services that strengthen our communities, including the preservation and development of affordable housing, home buyer education, landlord/tenant mediation, Main Street development, employment assistance programs, and beyond.

NPCs serve low-and-moderate income residents and contribute to economic development efforts in New York State, raising approximately \$45 for every dollar appropriated. **Stand with us and together we can make New York State a better place to live and work for everyone.**

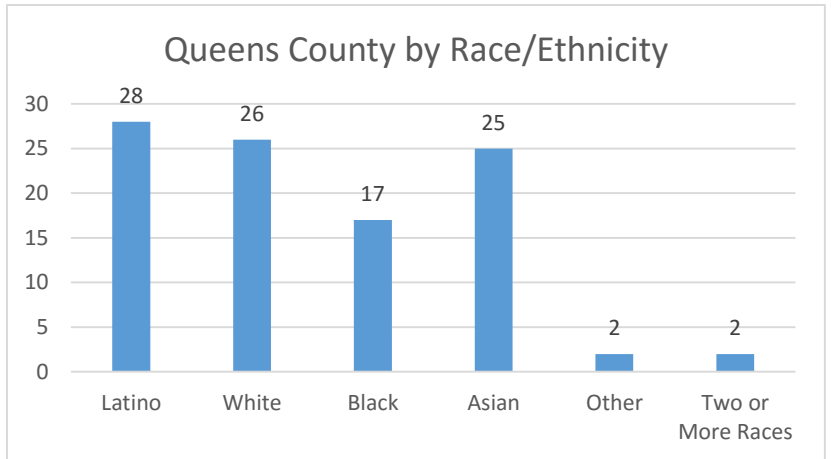
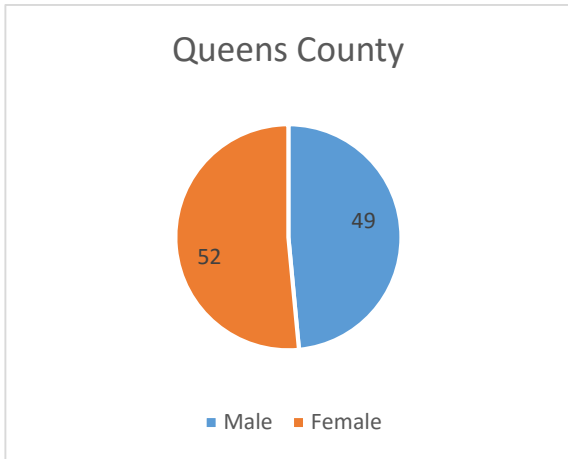
Queens County includes twelve Neighborhood Preservation Companies:

Allen Neighborhood Preservation & Development Corp.; Astoria Restoration Association, Inc.; Central Astoria LDC; Greater Ridgewood Restoration Corporation; Jewish Community Council of the Rockaway Peninsula, Inc.; Margert Community Corporation; NHS of Jamaica, Inc.; NHS of Northern Queens; Northwest Queens Housing Corp.; Queens Community House, Inc.; Rockaway Development & Revitalization Corp.; Woodside on the Move, Inc.

U.S. Census Bureau. (2014). American Community Survey, Public Use Microdata Sample. Retrieved March 4, 2016, from <http://dataferrett.census.gov>

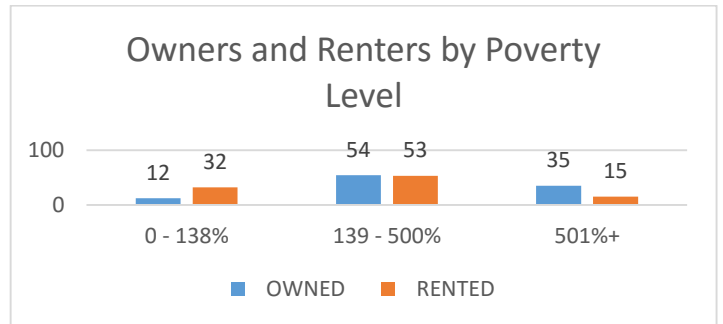
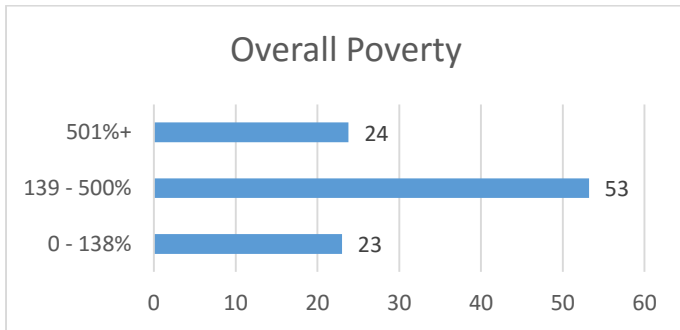
QUEENS COUNTY

Population and Demographics, Race and Sex



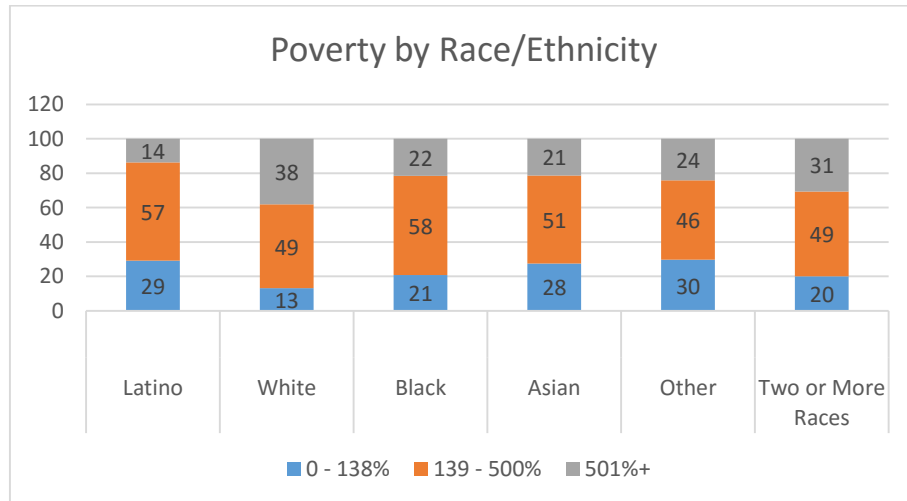
Queens County Poverty

- 23% of residents live between 0-138% of the federal poverty level
- 32% of renters and 12% of owners live between 0-138% of the federal poverty level
- A greater percentage of women, 24%, live within 0-138% of the federal poverty line than do men, 22% 31% of children; 21% of adults and 24% of seniors live within 0-138% of the federal poverty level



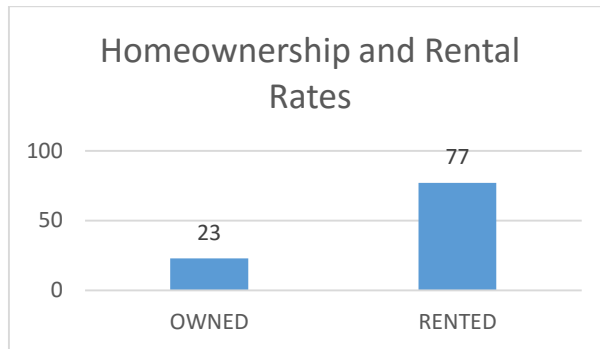
Poverty by Race

- A greater percentage of people of color, 26%, live within 0-138% of the poverty line than do Whites, 13%.



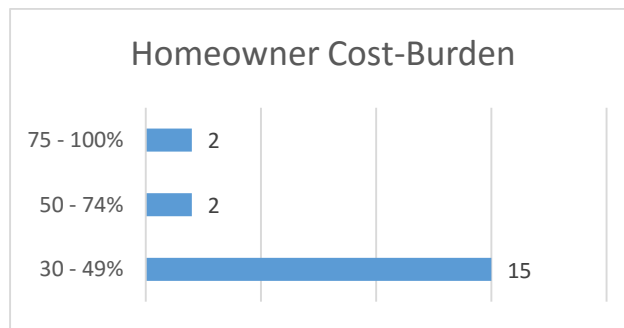
Queens County Rates of Homeownership and Home Rental

- Queens County is comprised of 45% owners and 55% renters.
- Latinos are the least likely to own homes at 27%.



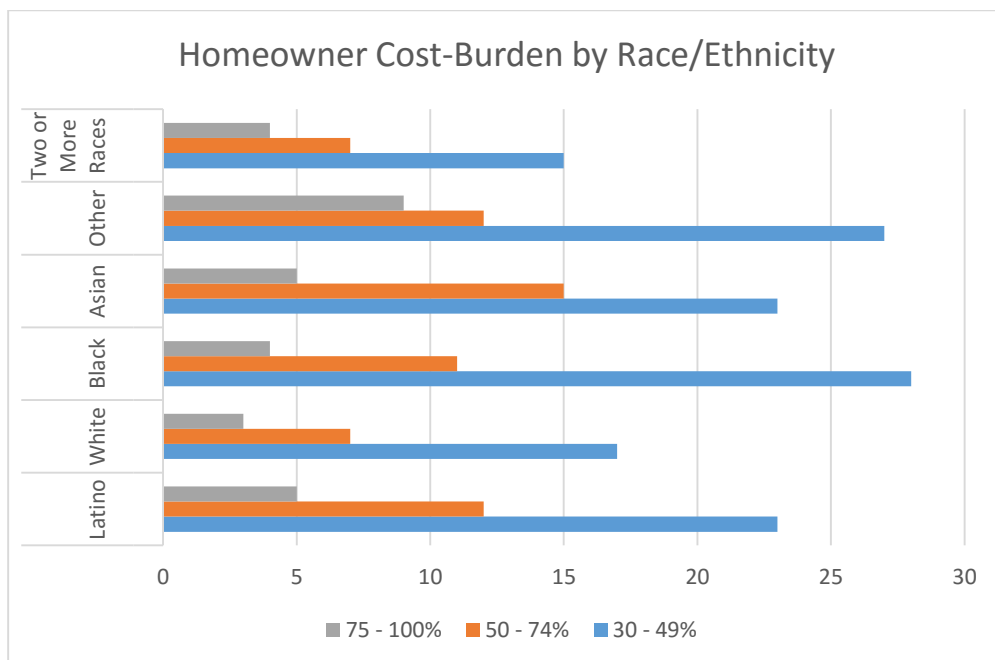
Homeowner Cost Burden

- In Queens County, 37% of homeowners spend 30% or more of their income on housing. 15% are considered to be severely cost-burdened, spending 50% or more of their income on housing costs.



Homeowner Cost-Burden by Race

- In Queens County, Asians, Blacks, and people from the Other race group are the most cost-burdened, with 45% of Asians and Blacks and 48% of Other spending greater than 30% of their income on housing costs. The most severely cost-burdened groups are Asians and Other with 21% and 20%, respectively spending 50% or more of their income on housing costs.

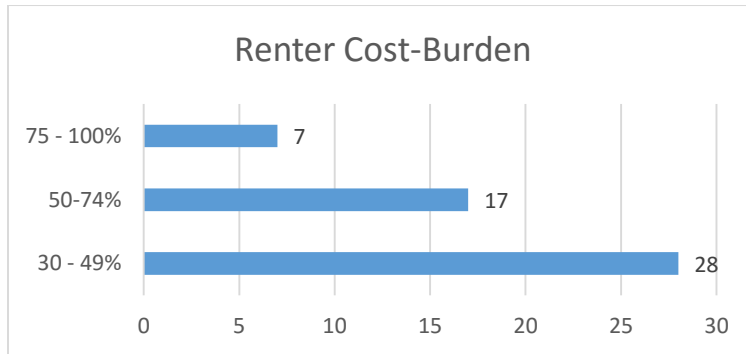


Homeowner Cost Burden by Race and Gender

- Women homeowners in Queens County are slightly more cost-burdened than are men, with 38% of all women being cost-burdened compared with 36% of all men. 15% of women and 14% men are considered severely cost-burdened, spending greater than 50% of their income on housing costs.
- For men, Asians and Other are most cost-burdened with 44%, respectively, spending 30% or more of their income on housing costs. For women, Others and Blacks are most cost-burdened with 51% and 45%, respectively spending 30% or more of their income on housing costs.

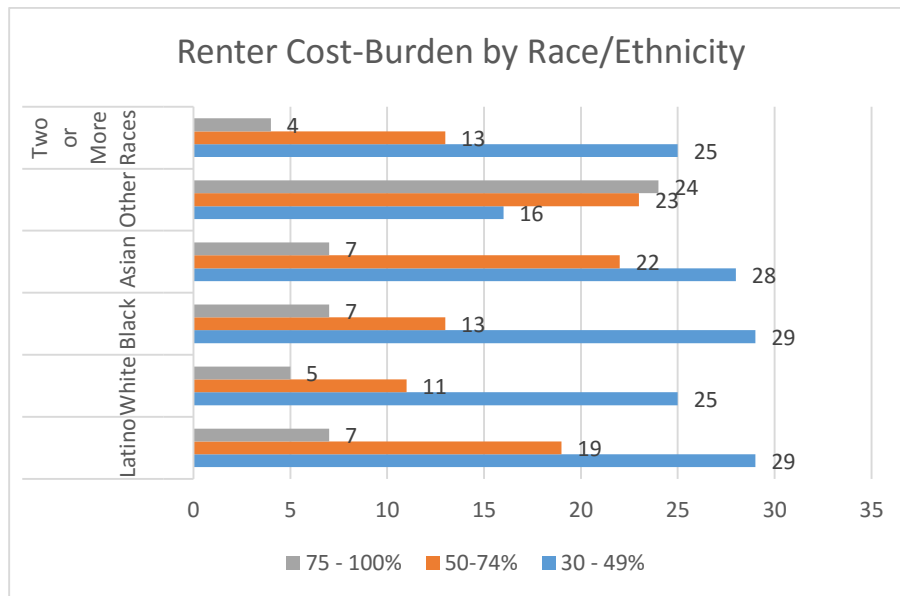
Queens County Renter Cost Burden

- 52% of renters spend 30% or more of their income on housing, with 24% spending 50% or more on housing.
**Renters paying 30% or more of their income on housing are considered cost-burdened.*



Renter Cost-Burden by Race

- Asians and Latinos are the most cost-burdened renters, with 56% of Asians and 51% of Latinos spending 30% or more of their income on housing.



Queens County Renter Cost-Burden by Race and Gender

- Women renters are more cost-burdened than men, 53% compared with 50%. Of that, 25% of women are considered severely cost-burdened compared with 23% of men.
- People who identify as "Other" are the most severely cost-burdened, with 64% of Other women and 61% of Other men spending 50% or more of their income on housing costs. Asians are the second most cost-burdened group with 56% of women and 58% of men being cost-burdened.