



## NEIGHBORHOOD PRESERVATION COALITION OF NEW YORK STATE

### **HOUSING AND POVERTY SNAPSHOT: ROCHESTER EAST**

The Neighborhood Preservation Coalition of New York State, Inc. is a statewide membership organization of community-based, not-for-profit housing companies committed to revitalizing New York State's urban and suburban areas.

NPCs work to provide a range of services that strengthen our communities, including the preservation and development of affordable housing, home buyer education, landlord/tenant mediation, Main Street development, employment assistance programs, and beyond.

NPCs serve low-and-moderate income residents and contribute to economic development efforts in New York State, raising approximately \$45 for every dollar appropriated. **Stand with us and together we can make New York State a better place to live and work for everyone.**

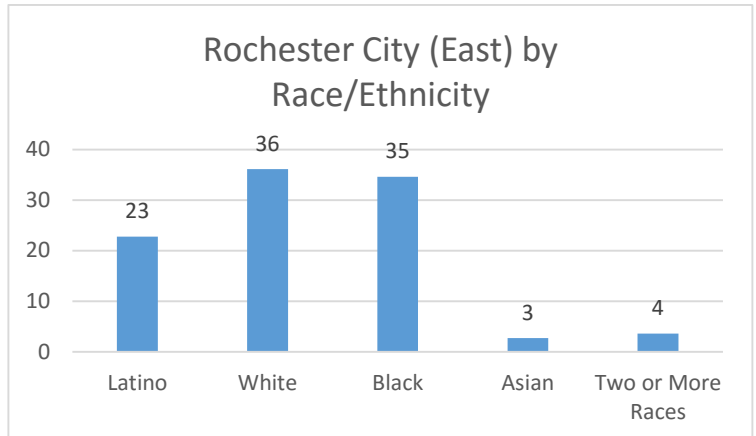
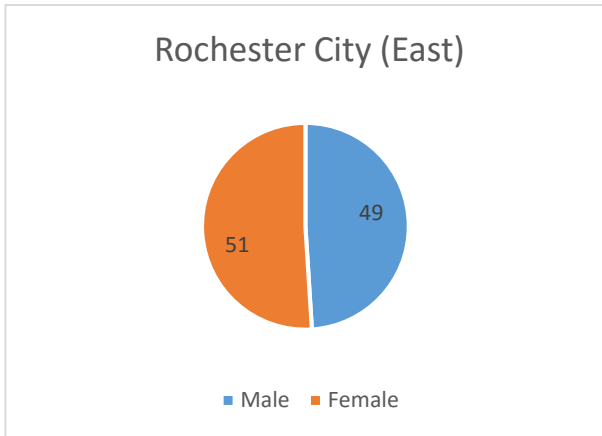
Rochester East includes eight Neighborhood Preservation Companies:

Coalition of North East Associations, Inc.  
Group 14621  
1164 N Clinton Ave. Rochester, NY 14621  
Marketview Heights  
NeighborWorks Rochester  
North East Area Development  
South East Area Coalition, Inc.  
South Wedge Planning Committee, Inc.

*U.S. Census Bureau. (2014). American Community Survey, Public Use Microdata Sample. Retrieved March 4, 2016, from <http://dataferrett.census.gov>*

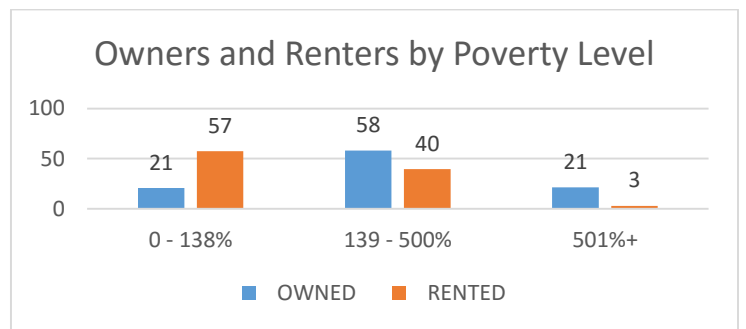
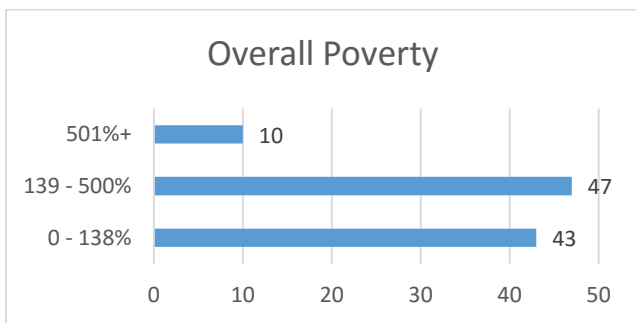
# Rochester City, East

## Population and Demographics, Race and Sex



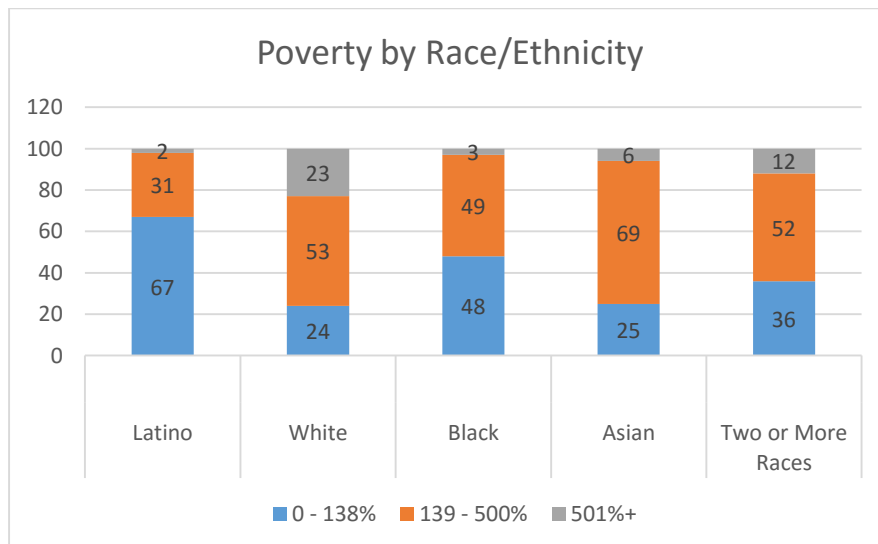
## City of Rochester, East Poverty

- 43% of residents live between 0-138% of the federal poverty level
- 57% of renters and 21% of owners live between 0-138% of the federal poverty level
- A greater percentage of women, 46% live within 0-138% of the federal poverty level than do men, 42% 68% of children; 36% of adults and 29% of seniors live within 0-138% of the federal poverty level



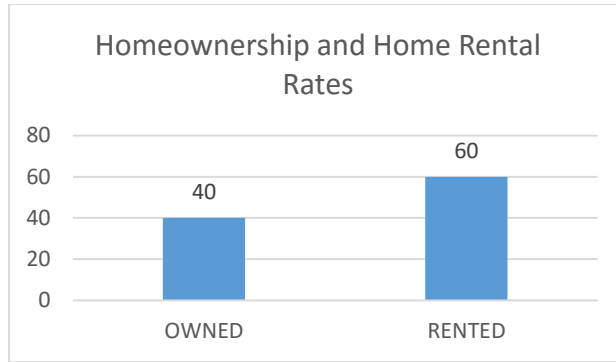
## Poverty by Race

- A greater percentage of people of color, 44%, live within 0-138% of the poverty level than do Whites, 24%.



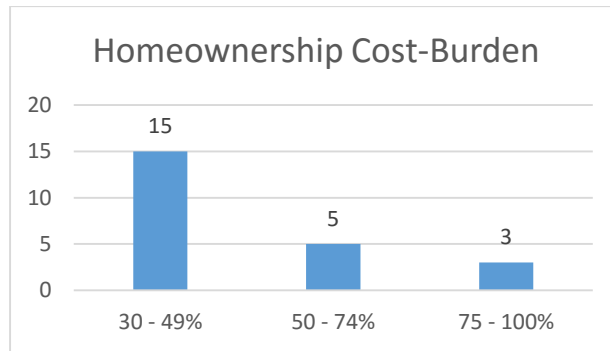
### City of Rochester, East Rates of Homeownership and Home Rental

- City of Rochester, East is comprised of 40% owners and 60% renters.
- Asians have the highest percentage of homeownership, 69%; Blacks are the least likely of the racial/ethnic groups to own a home, at 30%.



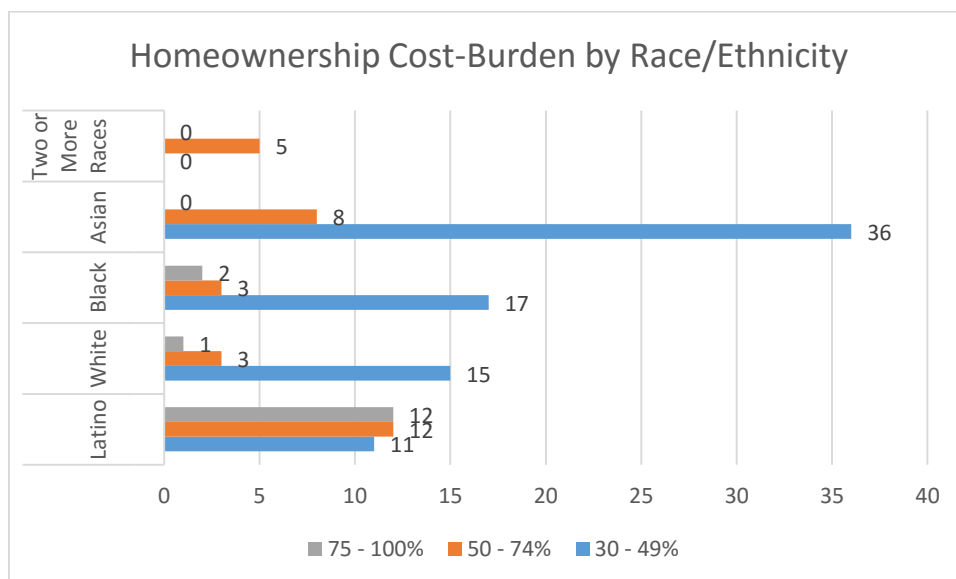
### Homeowner Cost Burden

- In City of Rochester, East, 23% of homeowners spend 30% or more of their income on housing. 8% are considered to be severely cost-burdened, spending 50% or more of their income on housing costs.



### Homeowner Cost-Burden by Race

- In City of Rochester, East, Asians are the most cost-burdened, with 44% of Asians spending greater than 30% of their income on housing costs. The most severely cost-burdened group is Latinos with 24% spending 50% or more of their income on housing costs.

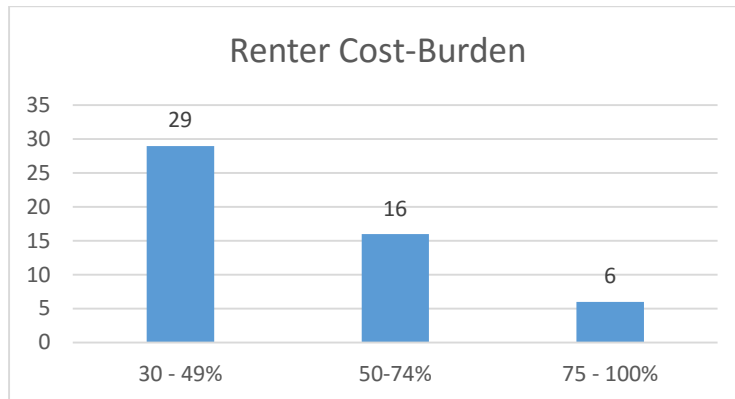


### Homeowner Cost Burden by Race and Gender

- Female homeowners in City of Rochester, East are slightly more cost-burdened than are males, with 26% of all women being cost-burdened compared with 19% of all men. 9% of women and 6% of men are considered severely cost-burdened, spending greater than 50% of their income on housing costs.
- For men and women, Asians are most cost-burdened with 50% of women and 38% of men spending 30% or more of their income on housing costs.

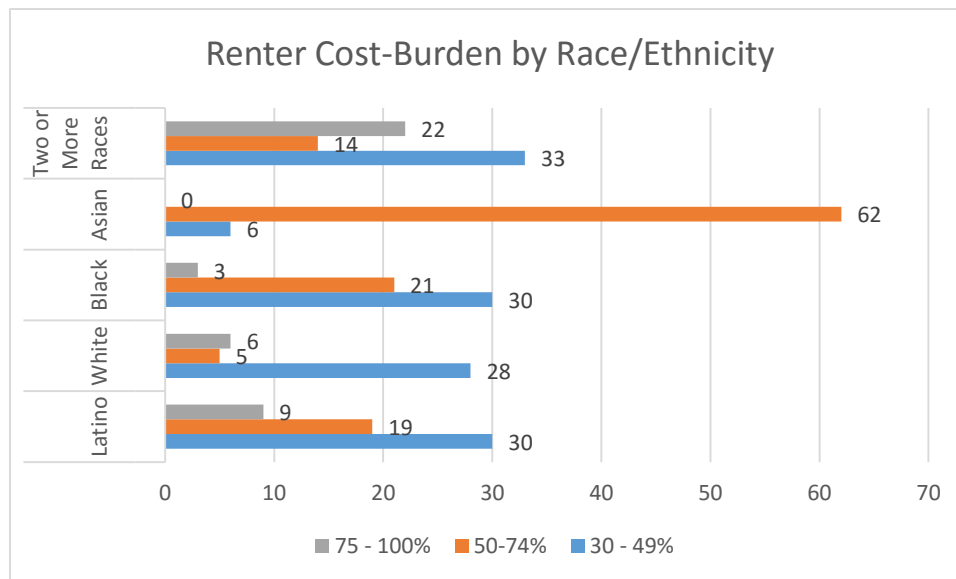
### City of Rochester, East Renter Cost Burden

- 51% of renters spend 30% or more of their income on housing, with 22% spending 50% or more on housing.  
*\*Renters paying 30% or more of their income on housing are considered cost-burdened.*



### Renter Cost-Burden by Race

- Asians and people from Two or More Races are the most cost-burdened renters with 68% and 69%, respectively spending 30% or more of their income on housing.



### City of Rochester, East Renter Cost-Burden by Race and Gender

- Women renters are slightly more cost-burdened than men, 52% compared with 51%. Of that, 24% of women are considered severely cost-burdened compared with 20% of men.
- Asians are the most severely cost-burdened, with 62% of Asian women and men spending 50% or more of their income on housing costs.