



NEIGHBORHOOD PRESERVATION COALITION OF NEW YORK STATE

The Neighborhood Preservation Coalition of New York State, Inc. is a statewide membership organization of community-based, not-for-profit housing companies committed to revitalizing New York State's urban and suburban areas.

NPCs work to provide a range of services that strengthen our communities, including the preservation and development of affordable housing, home buyer education, landlord/tenant mediation, Main Street development, employment assistance programs, and beyond.

NPCs serve low-and-moderate income residents and contribute to economic development efforts in New York State, raising approximately \$45 for every dollar appropriated. **Stand with us and together we can make New York State a better place to live and work for everyone.**

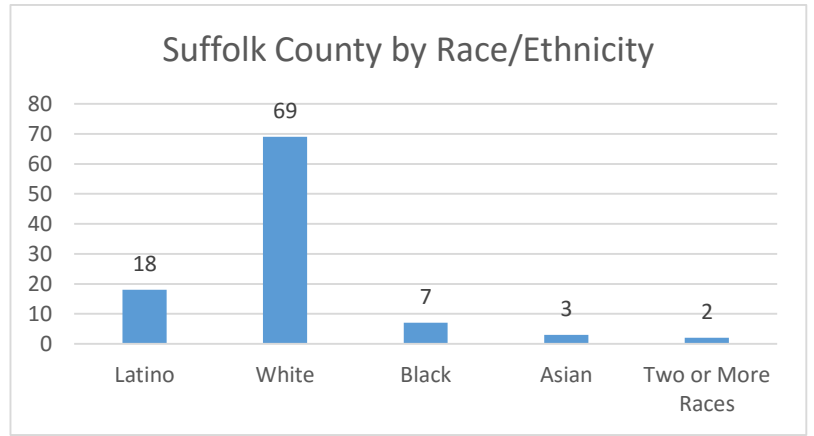
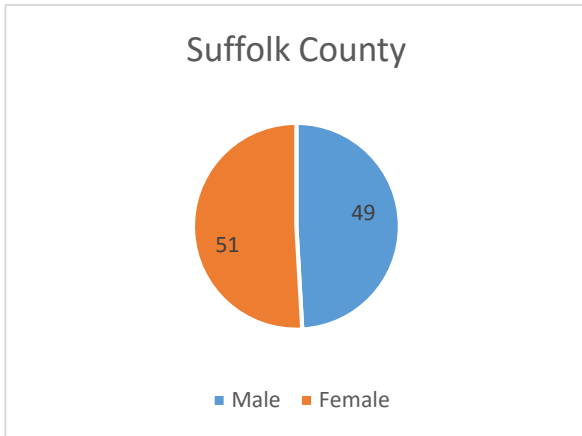
Suffolk County includes six neighborhood preservation companies:

Adelante of Suffolk County
Bellport, Hagerman, East Patchogue Alliance
Central Islip Civic Council, Inc.
Housing Help, Inc.
Suburban Housing Development & Research, Inc.
Wyandanch Community Development Corporation

U.S. Census Bureau. (2014). American Community Survey, Public Use Microdata Sample. Retrieved March 4, 2016, from <http://dataferrett.census.gov>

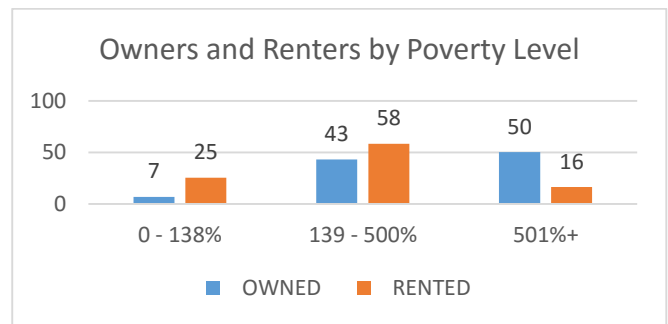
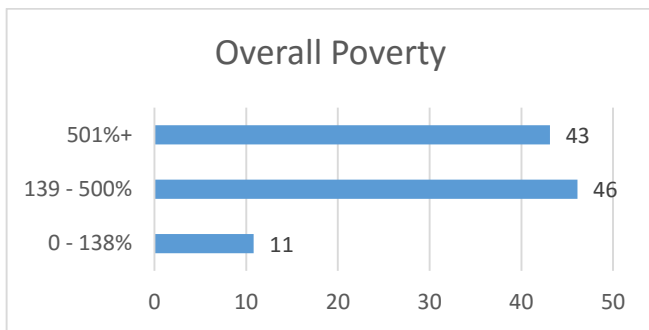
SUFFOLK COUNTY

Population and Demographics, Race and Sex



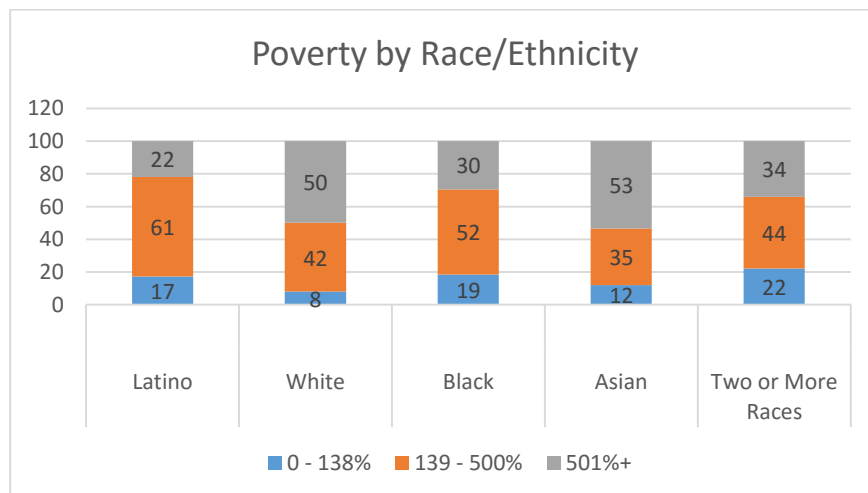
Suffolk County Poverty

- 11% of residents live between 0-138% of the federal poverty level
- 25% of renters and 7% of owners live between 0-138% of the federal poverty level
- A greater percentage of women, 12% live within 0-138% of the federal poverty level than do men, 9% 16% of children; 9% of adults and 10% of seniors live within 0-138% of the federal poverty level



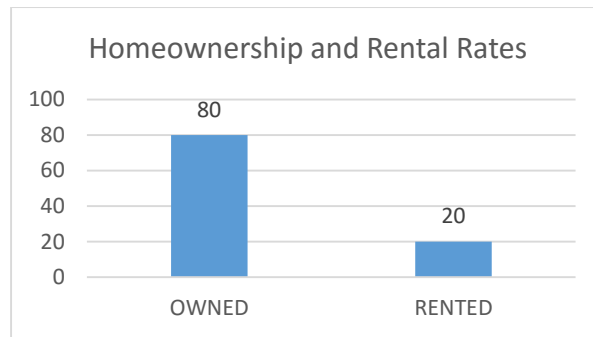
Poverty by Race

- A greater percentage of people of color, 18%, live within 0-138% of the poverty level than do Whites, 8%.



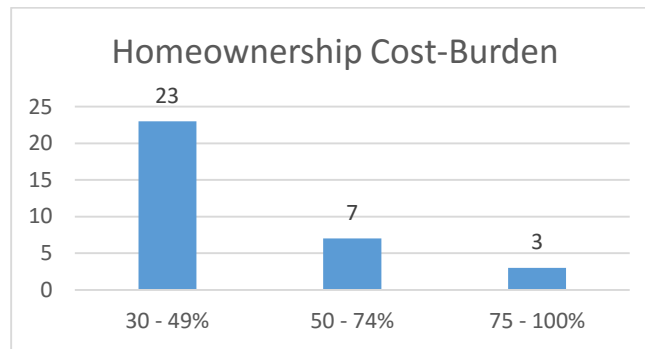
Suffolk County Rates of Homeownership and Home Rental

- Suffolk County is comprised of 80% owners and 20% renters.
- Whites and Asians have the highest percentage of homeownership, 86% and 85%, respectively; Blacks are the least likely of the racial groups to own a home, at 65%.



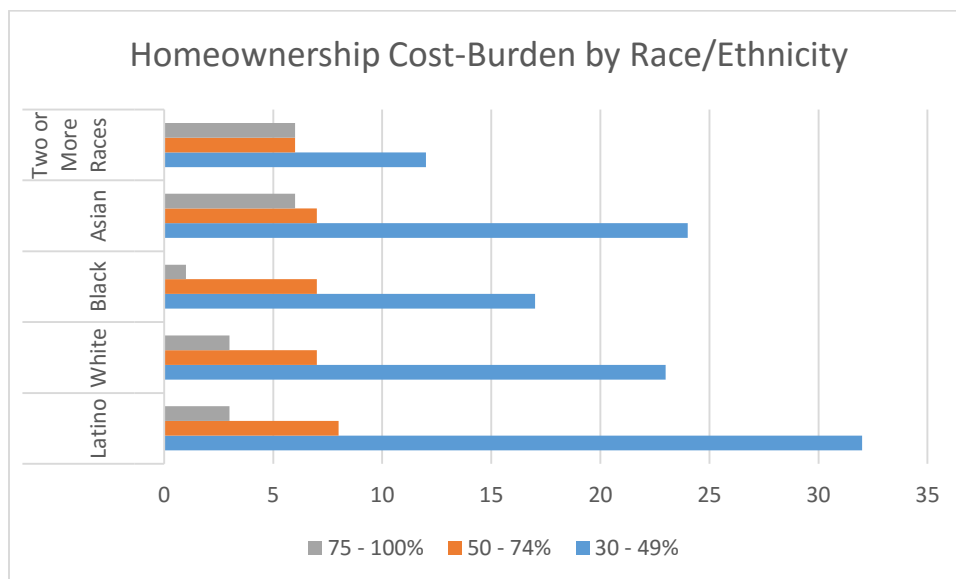
Homeowner Cost Burden

- In Suffolk County, 33% of homeowners spend 30% or more of their income on housing. 10% are considered to be severely cost-burdened, spending 50% or more of their income on housing costs.



Homeowner Cost-Burden by Race

- In Suffolk County, Asians and Latinos are the most cost-burdened, with 37% of Asians and 43% of Latinos spending greater than 30% of their income on housing costs. The most severely cost-burdened groups are Asians and people from Two or More Races at 11% and 12%, respectively spending 50% or more of their income on housing costs.

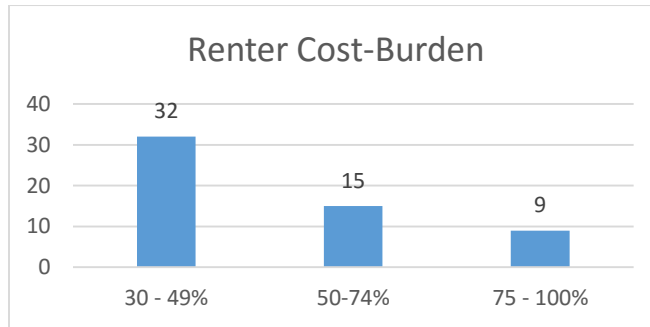


Homeowner Cost Burden by Race and Gender

- Women homeowners in Suffolk County are slightly more cost-burdened than are men, with 34% of all women being cost-burdened compared with 33% of all men. 11% of women and 9% of men are considered severely cost-burdened, spending greater than 50% of their income on housing costs.
- For men, Latinos and Asians are most cost-burdened with 45% and 39% of the men, respectively, spending 30% or more of their income on housing costs. For the women, the figures are 41% and 35%, respectively spending 30% or more of their income on housing costs.

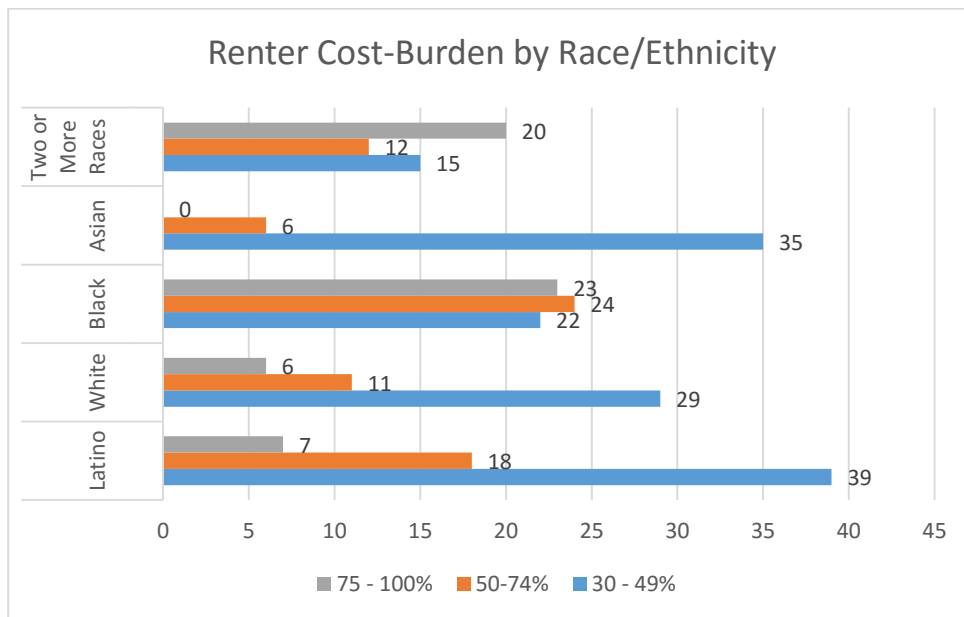
Suffolk County Renter Cost Burden

- 56% of renters spend 30% or more of their income on housing, with 26% spending 50% or more on housing.
**Renters paying 30% or more of their income on housing are considered cost-burdened.*



Renter Cost-Burden by Race

- Blacks and Latinos are the most cost-burdened renters with 69% and 64%, respectively spending 30% or more of their income on housing.



Suffolk County Renter Cost-Burden by Race and Gender

- Women renters are more cost-burdened than men, 56% compared with 53%. Of that, 25% of women are considered severely cost-burdened compared with 21% of men.
- Blacks are the most severely cost-burdened, with 48% of Black women and 45% of Black men spending 50% or more of their income on housing costs.